

SQUEEGEE USER GUIDE

Four easy steps for clean dry floors in just one pass

SELECT

1

LINATEX®



The standard for most floor surfaces and environments.

PRIMOthane®



Best for low-water cleaning, rubber floors, oily floors or anti-slip floors.

Gum Rubber




For use on smooth indoor surfaces with light traffic.


ADJUST

2


Ensure the right amount of downward pressure is applied when adjusting the squeegee.



Not Enough Pressure



Too Much Pressure



Right Amount of Pressure

MAINTAIN

3



Clean & inspect squeegees regularly

New Squeegee
4 Edges



Time to flip to
a new edge



Time to rotate to
other side or replace



REPLACE

4

Replace when squeegee shows signs of damage.



Worn



Torn



Wavy

YOUR FLOOR SCRUBBING EQUIPMENT

Manufacturer	Model	Serial Number	Service Contact	Squeegee	Re-order Number
				LINATEX	
				Primothane	

WANT TO KNOW MORE?



763.559.2551
Csr@MidwestRubber.com
www.MidwestRubber.com